



URGENT BUSINESS AND SUPPLEMENTARY INFORMATION

Overview and Scrutiny Committee

16 December 2025

Agenda Item Number	Page	Title	Officer Responsible	Reason Not Included with Original Agenda
6.	(Pages 3 - 38)	<p>Crime and Disorder Scrutiny - Cherwell Safer Communities Partnership and Thames Valley Police</p> <p>Appendix 1 - Presentation summary from Head of Regulatory Services and Community Safety.</p> <p>Appendix 2 – Presentation from Thames Valley Police Chief Constable and Chief Superintendent – please note, data in this presentation is correct as of 9 December 2025, any updates to figures quoted will be reported verbally by officers at the meeting.</p>	Tim Hughes - Head of Regulatory Services and Community Safety	Presentations being finalised at time of agenda dispatch.

If you need any further information about the meeting please contact Emma Faulkner / Martyn Surfleet, Democratic and Elections democracy@cherwell-dc.gov.uk, 01295 221534

This page is intentionally left blank

O&S Presentation Summary Slide

Page 3

- Cherwell Community Safety Partnership (CCSP) introduction
- Safer Oxfordshire Partnership and the strategic needs assessment (SNA)
- CCSP Plan and priorities 2025/2026
- Priority updates
- Activities/interventions funded through the CCSP

Agenda Item 6



This page is intentionally left blank



Appendix 2

Cherwell District Councils Presentation

Chief Constable Jason Hogg

Chief Superintendent Ben Clarke

16th December 2025



Our People



5074
Police
Officers*



3863
Police
Staff*

252 Police Community
Support Officers

186 Special
Constables

1880 Volunteers,
Temps,

369 Neighbourhood
Officers
Contractors/Partner
Agency and Cadets



Recruitment



Page 7

774 Officers recruited into TVP during the 2022 uplift

369 PC's to Neighbourhood

24/25 - 8%
from an ethnic
minority
background

24/25 - 37% of
our new recruits
are female

25/26 YTD Sept25
– 38% of new
recruits are
female

25/26 YTD Sept25
- 7% from an
ethnic minority
background

Force Review – LCU model

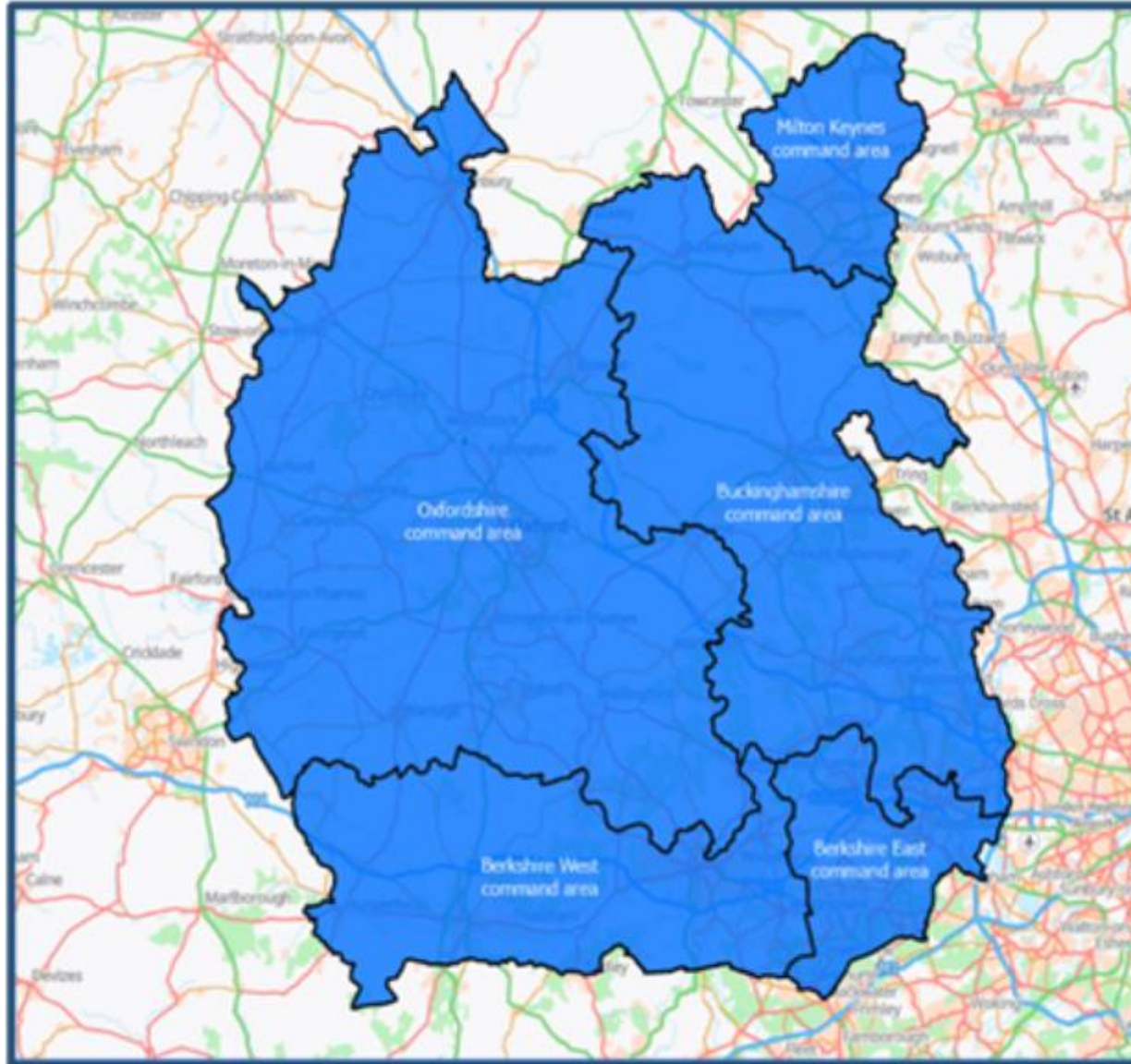
£16.1m savings delivered
(£4.6m from the LCU
changes)

Double the numbers of
Neighbourhood PCs

Additional Incident &
Crime Response
Sergeants

Introduction of Harm
Reduction Units

↑ Child Abuse
Investigation Unit DC's



↑ Domestic Abuse
Investigation Units DC's

Resilient Commands
with C/Supt leadership

Dedicated Mental Health
Officers

Increased Schools
Officers

Domestic Abuse
Investigation Units
managed locally



Rape and Sexual Offences

Rape – Positive outcomes and rate

Rape	2023/24	2024/25	2025/26 YTD*
Positive outcomes	141 (+17%)	174 (+23.4%)	*120 (+10%)
Charge rate	6.1%	7.2%	7.1%*

- Page 9
- Year on year increase in positive outcomes and charge rate
 - Charge rate impacted by 12% increase in recorded rape (trust and confidence)

Other Sexual Offences – Positive outcomes and rate

OSO	2023/24	2024/25	2025/26 *YTD
Positive outcomes	483 (+13%)	428 (-11%)	364* (+47%)
Charge rate	12.4%	9.5%	11.6%*

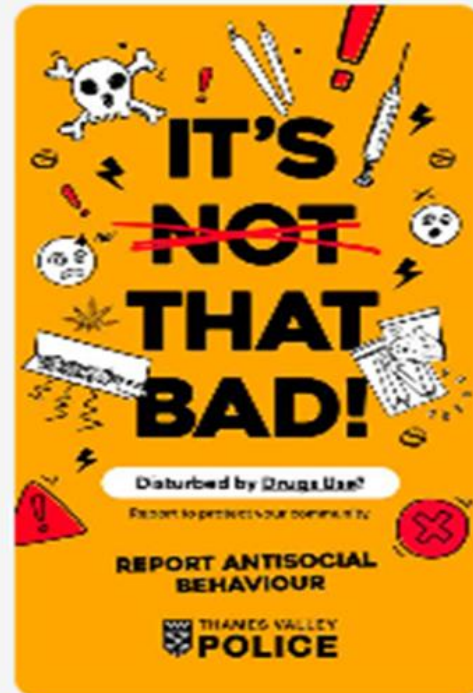
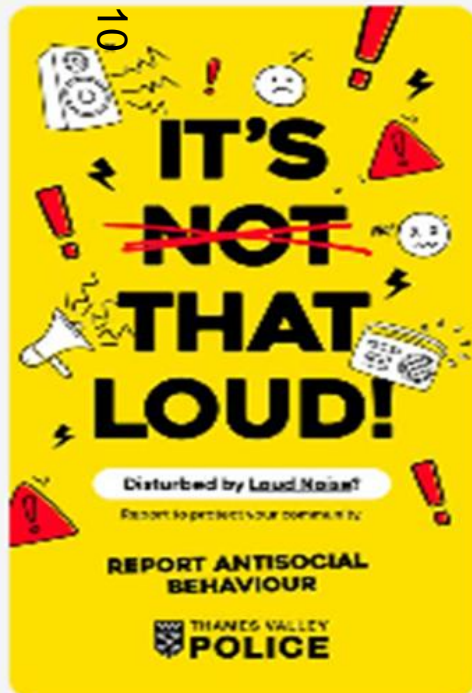
- Significant increase in charge outcomes and charge rate. Focus in force on non-contact sexual offences and numerous outcomes linked to Operation Yeomanry (repeat sexual offenders) and Operation Vedette (pre-cursor sexual offences and suspicious incidents) as part of the RASO operational delivery framework, recognised and funded by the Home Office.



Neighbourhood Policing

ASB CAMPAIGN

The aim of the campaign was to target areas that are currently under-reporting – launched in Spring this year.. We have a number of communication streams throughout the campaign inclusive of radio ads, social media posts as well as targeting online spaces such as snapchat, which is something that we have never done before at TVP. Please see below for campaign images. We have worked in collaboration with Milton Keynes University students as well as Digital Deli, recommended by our West Yorkshire colleagues. Due to the success that we have seen from this campaign, we delivered phase 2 over the summer.





Neighbourhood Policing

Anti-Social Behaviour

Crime (YTD)

LPA	Count Previous	Count Current	Count Change	% Change	Current per 1000 Pop
Buckinghamshire	545	888	343	63%	0.35
Berkshire East	614	944	330	54%	0.38
Oxfordshire	774	1,185	411	53%	0.47
Milton Keynes	445	672	227	51%	0.27
Berkshire West	674	976	302	45%	0.39
Not recorded		6	6	0%	0.00
Out of Force	3	1	-2	-67%	0.00
Thames Valley	3,055	4,672	1,617	53%	1.86

Reports of antisocial behaviour incidents and crimes from 1 to 27 August 2025 have increased by **59.5%** compared to August 2024. Across the whole force, reports have increased by **27%** compared to August 2024.

We expect to see the positive outcomes rise in the coming months, as many of these are not instant to put in place – however, so far in August positive outcomes across the force are up by **8%** compared to August 2024. And use of CPN/CPWs is up by **38%** this month, compared to last year.

Incidents (YTD)

LPA	Count Previous	Count Current	Count Change	% Change	Current per 1000 Pop
Not recorded	7	13	6	86%	0.01
Out of Force	21	33	12	57%	0.01
Milton Keynes	1,303	1,757	454	35%	0.70
Berkshire East	1,642	2,072	430	26%	0.82
Buckinghamshire	1,828	2,164	336	18%	0.86
Oxfordshire	2,419	2,619	200	8%	1.04
Berkshire West	2,263	2,444	181	8%	0.97
Thames Valley	9,483	11,102	1,619	17%	4.41

Neighbourhood Policing

Number of hours of patrol within Safer Streets Hotspots

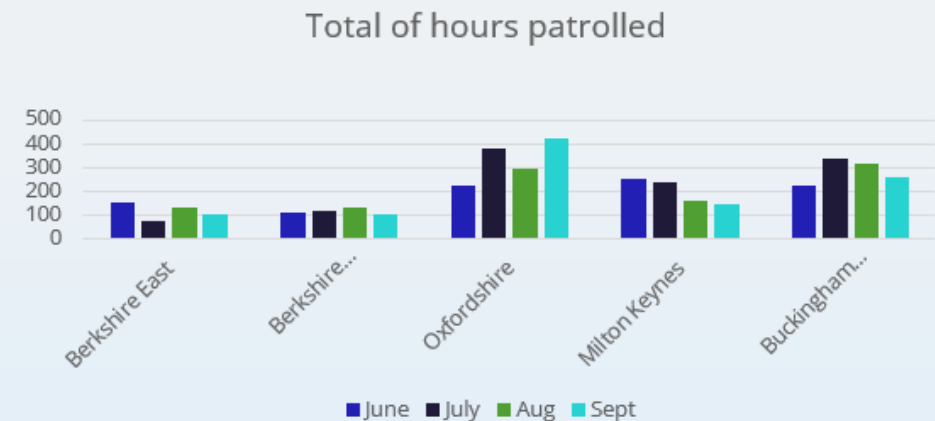
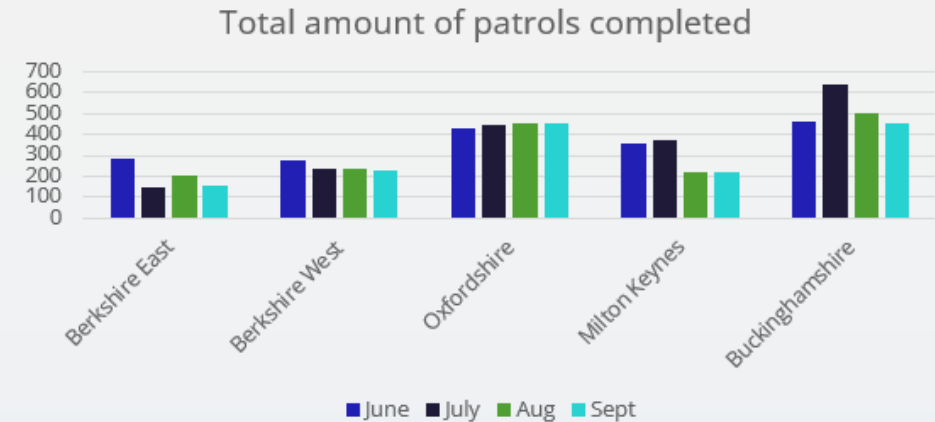
Page 12

Total amount of patrols completed	June	July	Aug	Sept
Berkshire East	286	149	203	153
Berkshire West	275	233	233	227
Oxfordshire	432	449	453	458
Milton Keynes	354	377	224	220
Buckinghamshire	462	638	505	456
TVP Total	1809	1846	1618	1514

These are valid hotspot patrols that are at least 15 minutes in duration and conducted on foot

Total amount of hours completed	June	July	Aug	Sept
Berkshire East	151	77	130	102
Berkshire West	115	119	134	101
Oxfordshire	226	377	292	423
Milton Keynes	256	242	158	148
Buckinghamshire	223	339	317	258
TVP Total	971	1154	1031	1032

Increased patrol hours across TVP compared with June 2025 in our safer streets locations



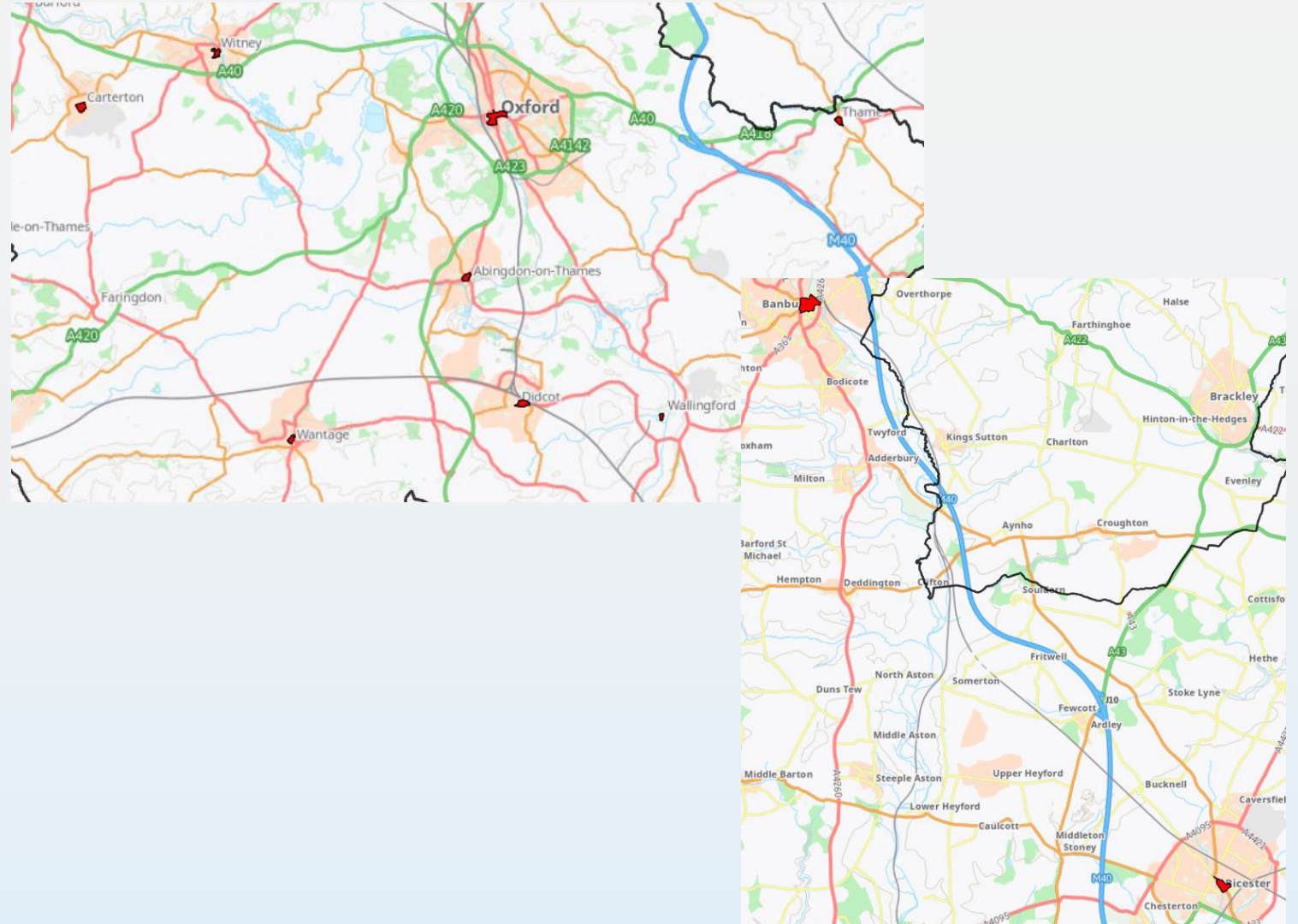


Neighbourhood Policing

Oxfordshire safer street hotspots were in Banbury / Bicester / Abingdon / Carterton / Witney / Oxford / Didcot / Wantage /

Wallingford

Home office Monitored incidents / Crimes	2024	2025	Percentage increase or decrease
Reported ASB Incidents (non crime)	139	16	-88.49%
Reported ASB Related crimes	49	38	-22.45%
Shoplifting incidents reported to police	2	1	-50.00%
Robbery incidents reported to the police	31	25	-19.35%
Theft incidents reported to the police	103	71	-31.07%
Total reported in this category	324	151	-53.40%
Home Office Monitored arrests			
Shoplifting arrests	38	63	65.79%
Robbery arrests	2	2	0.00%
Theft arrests	6	6	0.00%
Total arrests in this category	46	71	54.35%



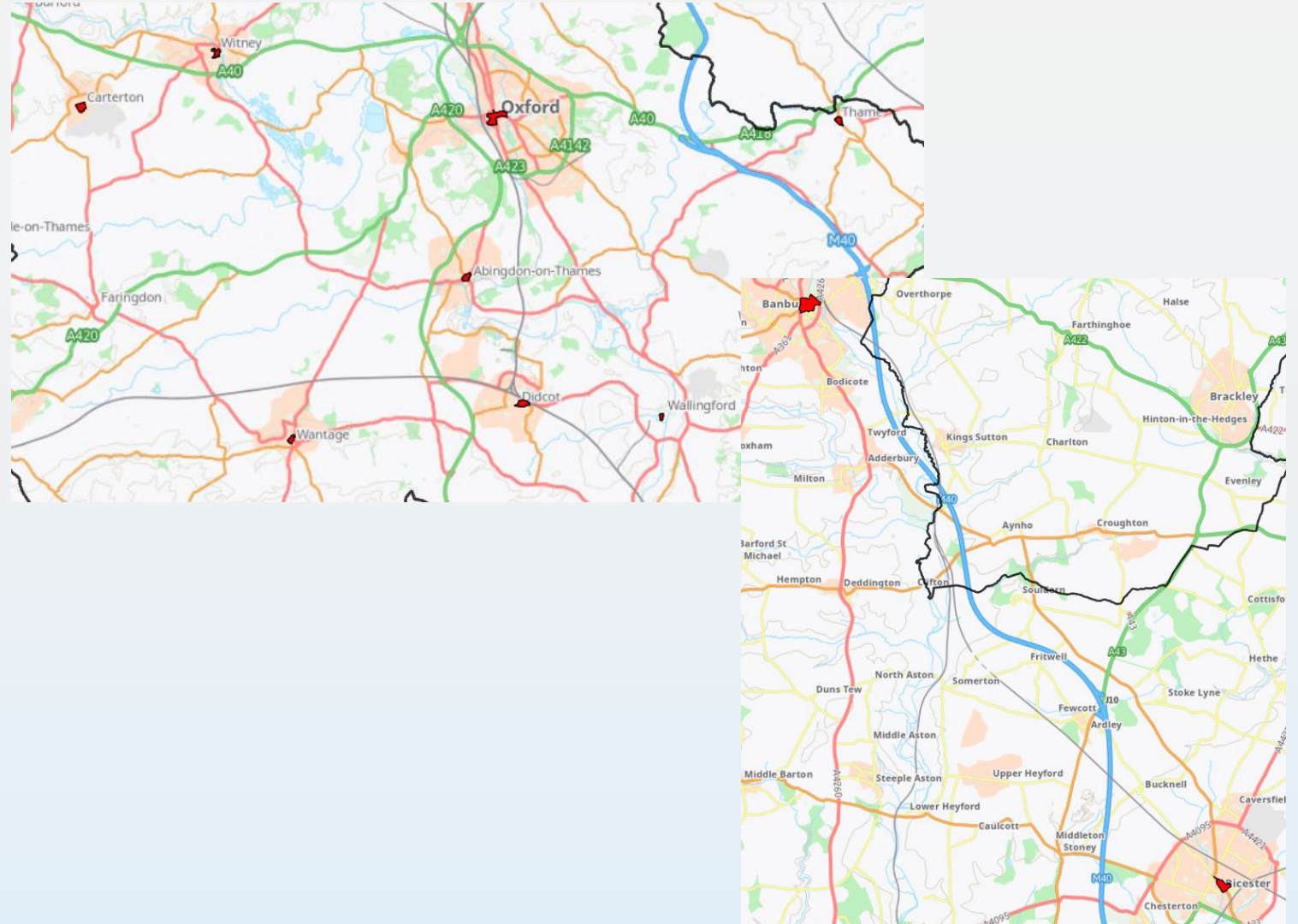


Neighbourhood Policing

Oxfordshire safer street hotspots were in Banbury / Bicester / Abingdon / Carterton / Witney / Oxford / Didcot / Wantage /

Wallingford

Home office Monitored incidents / Crimes	2024	2025	Percentage increase or decrease
Reported ASB Incidents (non crime)	139	16	-88.49%
Reported ASB Related crimes	49	38	-22.45%
Shoplifting incidents reported to police	2	1	-50.00%
Robbery incidents reported to the police	31	25	-19.35%
Theft incidents reported to the police	103	71	-31.07%
Total reported in this category	324	151	-53.40%
Home Office Monitored arrests			
Shoplifting arrests	38	63	65.79%
Robbery arrests	2	2	0.00%
Theft arrests	6	6	0.00%
Total arrests in this category	46	71	54.35%



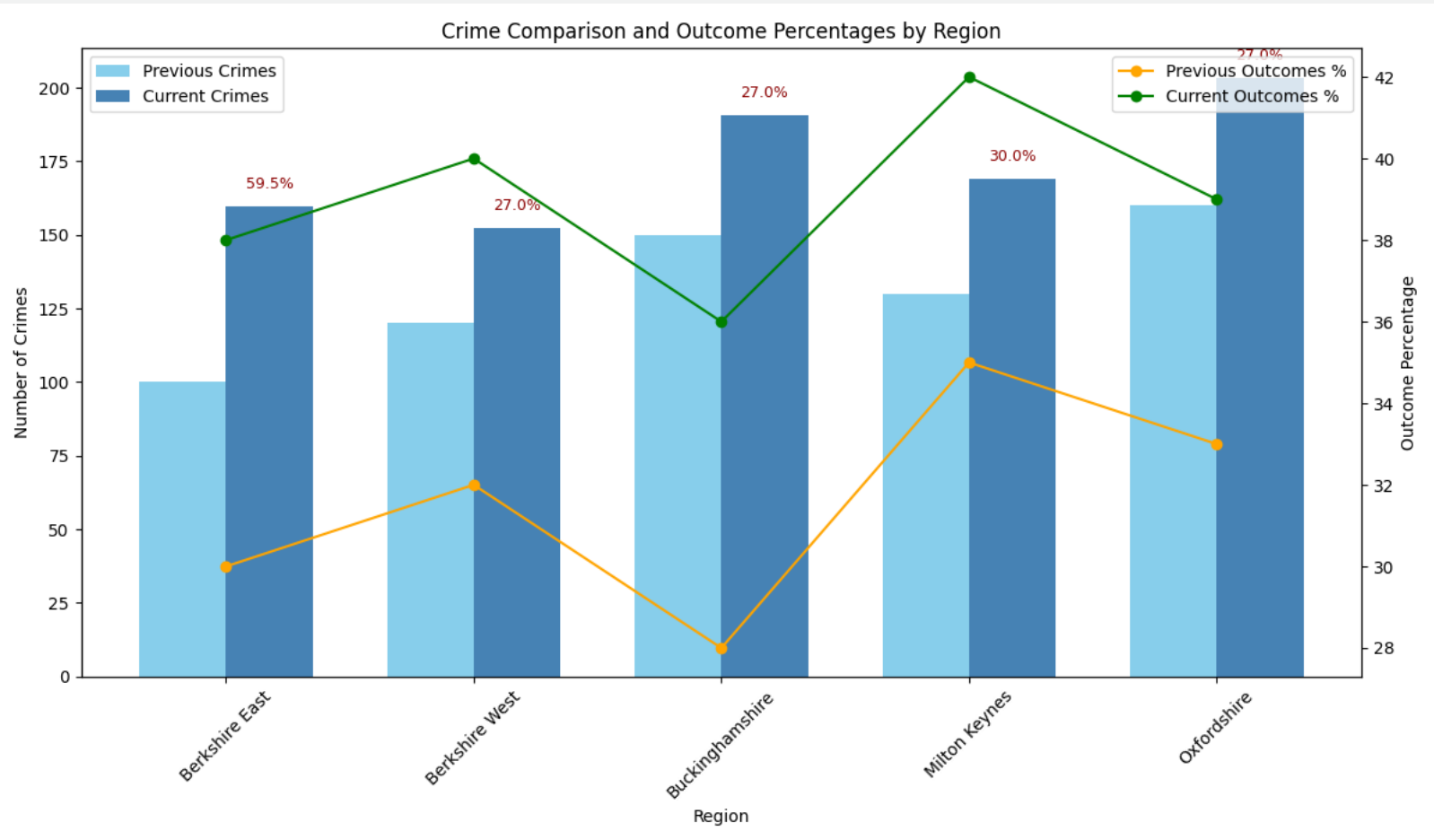


Retail Crime



Shoplifting Arrests April 2025- October 2025.

LCU	Arrests previous period	Arrests current period	% change
Berkshire West	325	304	-6%
Oxfordshire	304	298	-2%
Berkshire East	229	182	-21%
Milton Keynes	156	266	71%
Buckinghamshire	148	197	33%
Out of Force	1		-100%
Total	1,145	1,215	6%



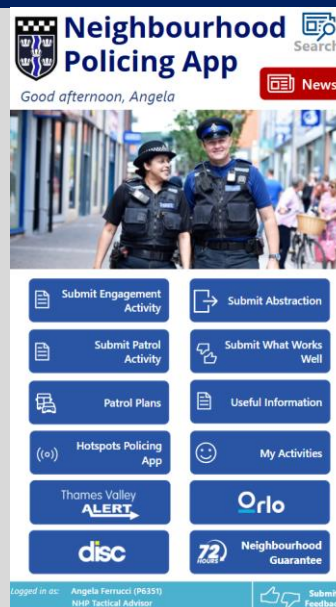


TVP Innovation: Neighbourhood APP & 72 Hour Contact APP

ISSUE

- Page 16
- How can we best capture the activities and work of our Neighbourhood Policing Teams (Accountability)?
 - How can we better understand and appreciate the breadth of the work carried out by our Neighbourhood Policing Teams?
 - How can we better understand the impacts that our Neighbourhood Policing Teams have on our communities?

INNOVATION



IMPACT

- Increased accountability
- Improved understanding of the work & impact of our NHPTs
- Officers and staff able to remain visible, on NH's for longer
 - Better visibility of 'informal' neighbourhood abstractions
 - Convenient & easy to use – everything they need, in one place
- The ability to better scrutinise activities and provide direction
 - SIPO toolkits – improved performance oversight (health-checks)
- Consistency & standardisation



Contact Management and Digital 101

Our Goals

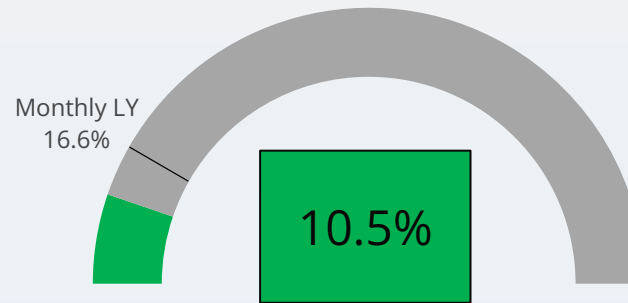
- Ensure 90% of 999 calls are answered within 10 seconds
- Reduce the YTD average speed to answer to 101 calls to 4 minutes
- Reduce negative abandonment rate for 101 calls

Page 17

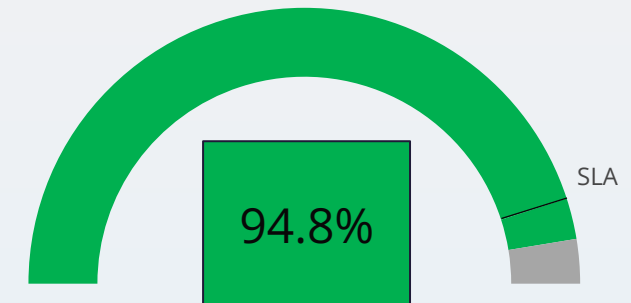
101 Average Wait



101 Abandon Rate



999 Service Level



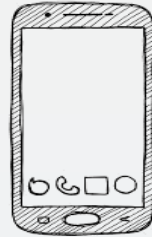
Future Innovation

- Speech and text analytics – Software to better understand and manage our demand – March 2026
- AI Chabot's to handle non-emergency requests – These can assist in reporting minor crimes or providing information to the public, freeing up resources to focus on demand. – November 2025



Rural Crime

01/10/2024 - 30/09/2025



1,772
Social Media
Posts

552 Stop
Searches with
a 39% find rate



935
Crime
Prevention
Advice given

140
Drone
Deployments



619
S163 Road Traffic
Act stops

£8.7 million
recovered



231 - people
arrested for
353 offences

663
Intel
Submissions



Road Safety



Page 19

	Oct 23 to Sep 24	Oct 24 to Sep 25
FPNs – Speed (officer)	4188	4228
FPNs - Seatbelts	2517	2689
FPNs - Mobile Phone	2115	1824
FPNs – Driving without due care & attention	1713	1932
Total FPNs	10533	10673
Speed – Camera offences	147,939	153,451
Drink / Drug driving arrests	4299	4090
Other traffic related offences	1689	1816
Total arrests for Traffic related Offences	5988	5906



Road Safety



Number of Collisions	Oct 23 to Sep 24	Oct 24 to Sep 25
Fatal Collisions	30	40
Serious Injury Collisions	286	301
Slight Injury Collisions	2615	2609
Total Collisions with injury	2931	2950

Road Related Incident Demand	Oct 23 to Sep 24	Oct 24 to Sep 25
Collision Incident Demand	7946	8578
Highway Disruption Demand	8411	9315
Other Road Related Demand	10240	9697
Total Road Related Incident Demand	26,597	27,590

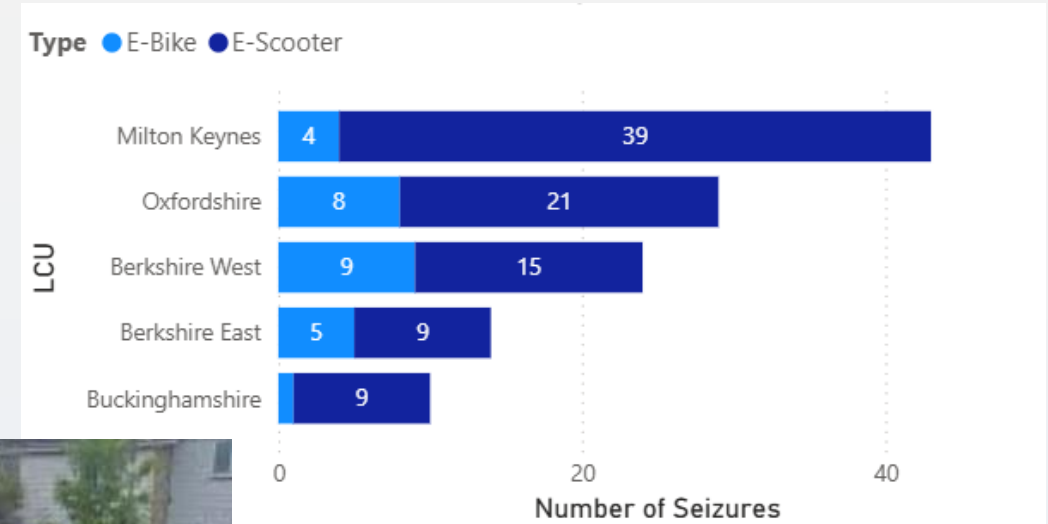
	Oct 23 to Sep 24	Oct 24 to Sep 25
E-Scooter / E-Bike seizures by Police	334	1106

E-Scooter & E-Bike Seizures (VRS Data)

E-Scooter & E-Bike **Seizures** by LCU in September 2025



Page 21



E-Scooter & E-Bike Seizures Mapped in September 2025



September Overview of E-Bike Engagement

ENGAGEMENTS		PATROL ACTIVITIES	
Total Number of Engagement Submitted in September 2025	38 (-10)	Total Number of Patrol Activities Submitted in September 2025	84 (-26)

*Please note that there is a minimum 14 day delay between e-scooters and e-bikes being seized and being subsequently destroyed

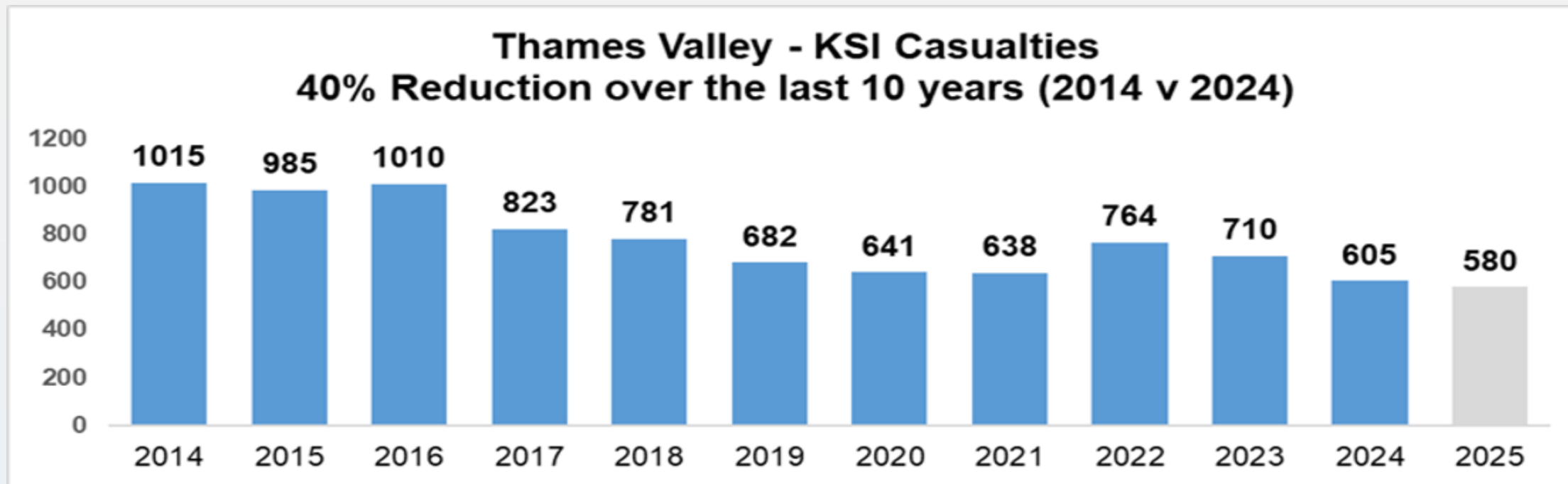
SEIZURES						DESTRUCTIONS					
September 2025				YTD		September 2025				YTD	
Total Number of Seizures in September 2025	120 (-26)	E-Scooters	93 (-3)	E-Scooters	490	Total Number of Destructions in September 2025	74 (-28)	E-Scooters	68 (-9)	E-Scooters	379
		E-Bikes	27 (-19)	E-Bikes	233			E-Bikes	6 (-19)	E-Bikes	127
						Number of Destructions Pending in September 2025	44	E-Scooters	25		
								E-Bikes	19		



KSI Casualties Long term trend

Persons killed and seriously injured on roads

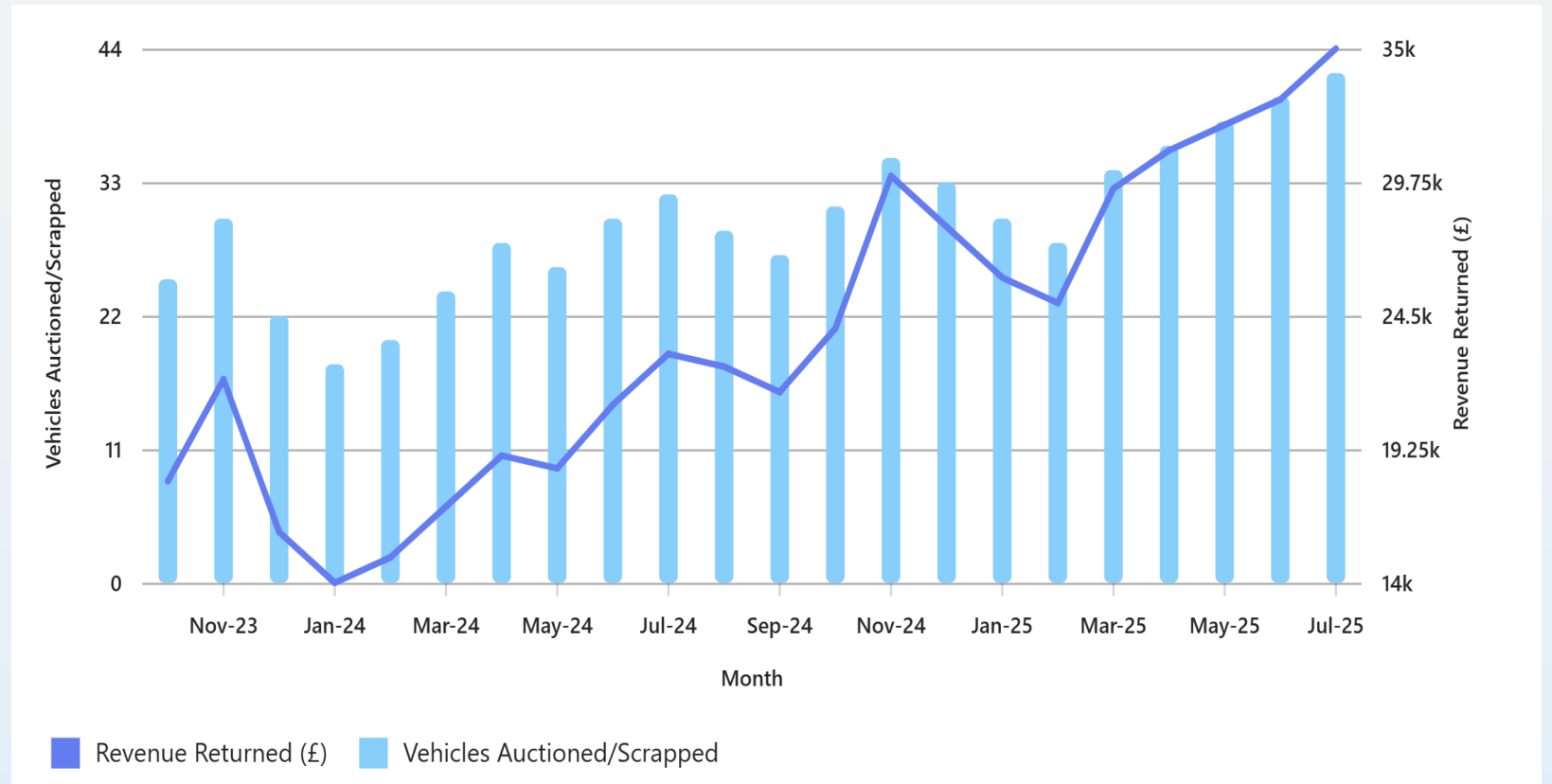
Page 23



	2014	2015	2016	2017	2018	2019	2020	2021	2022	2023	2024
Fatal	77	68	93	70	79	56	72	58	57	46	4
Serious Injury	938	917	915	753	702	626	569	580	707	664	561

Op Torchlight Stats

Page 24



Roads Tasking Team



The structural framework for the Tasking Team - comprising 1 x PS and 4 x PCs has now been reinstated.

Recruitment processes are currently underway, with the **relaunch of the team scheduled for January 2026**, which is aligned to the anticipated posting dates for the selected officers.

Protest Picture for TVP



Protest Arrests 2025

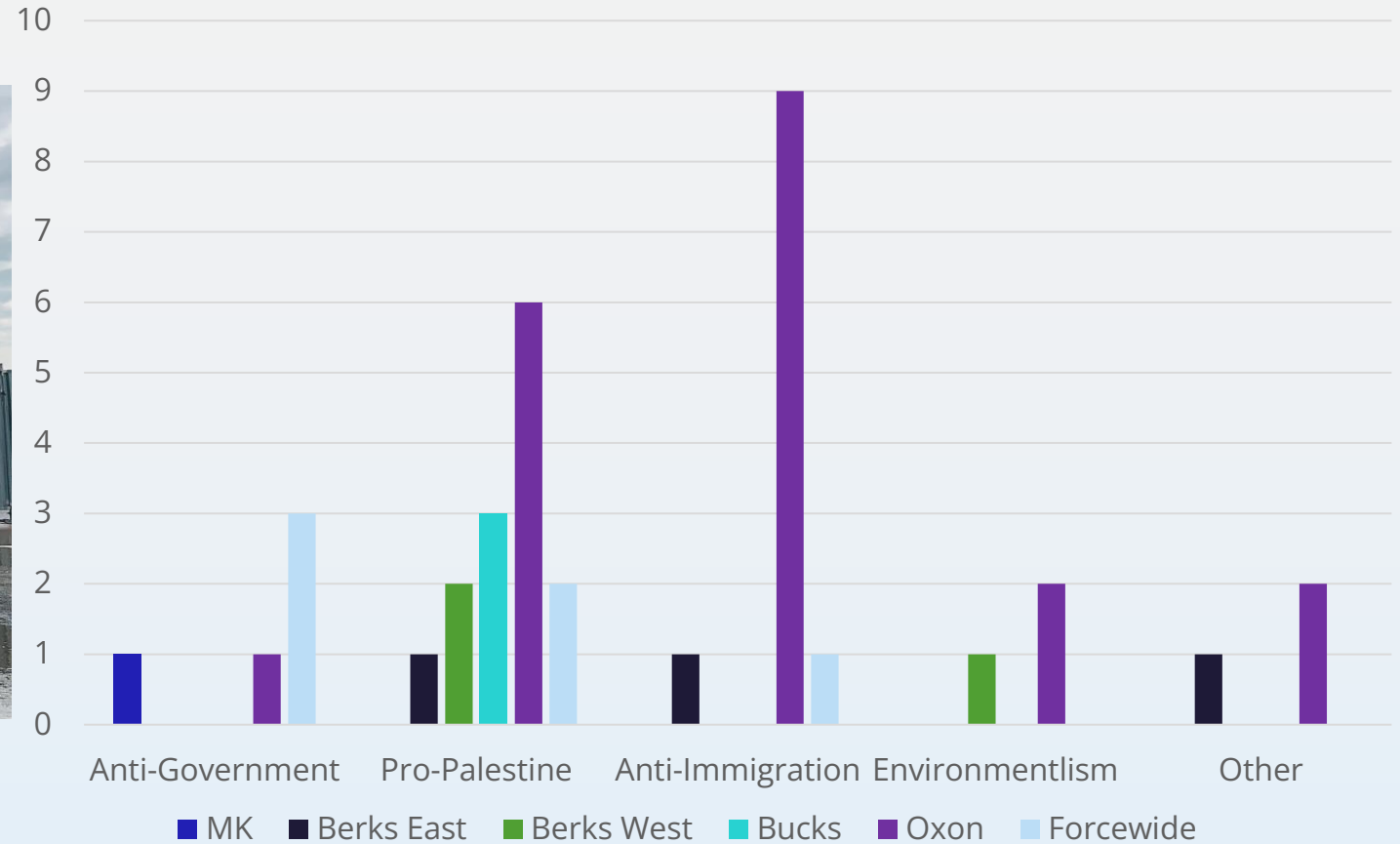
16th April – Palestine Action Group roof top protest at defence contractor South Bucks – 2 x arrest for criminal damage, charged and awaiting trial.

16th August – Pro-Palestine protest at RAF High Wycombe – 1 x arrest for assault without injury – dealt with by OoCD.

16th September – Operation Liberty, Windsor – 4 x arrests for Mal comms and Public Nuisance – NFA.

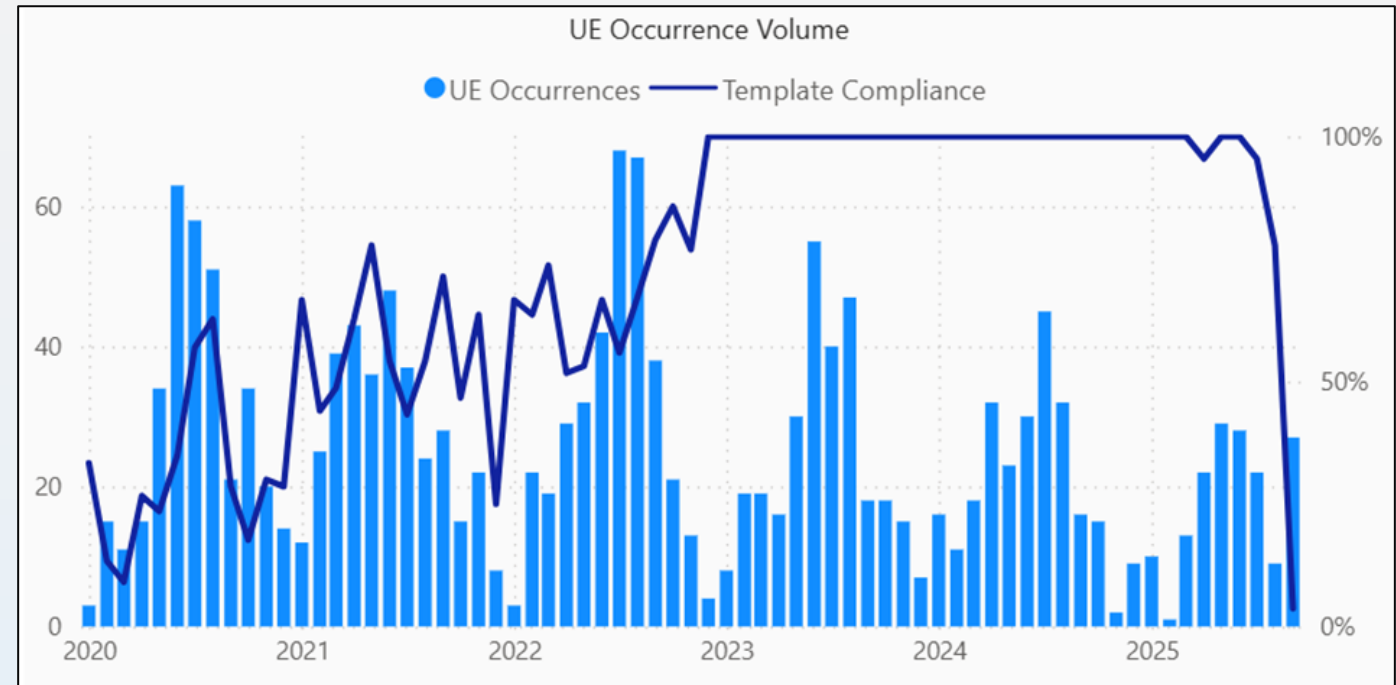
18th October – Anti-Immigration protest Oxford – 2 x arrests for S5 POA – dealt with by OoCD

Policed Protest by LCU / Thematic



Unauthorised Encampment Demand Reduction

Page 28





Trust and Confidence Community Survey

Five domains of policing that influence the public's perceptions of police trustworthiness were identified and continue to be measured:

1. Police effectiveness
 2. Feelings of Safety
 3. Data and the use of new or emerging technologies
 4. Impartiality
 5. Communication and Visibility
- *plus a question on personal experiences



What did the survey tell us?

Perceptions of Crime & Safety

On average, 9 in 10 residents in TVP's policing area feel safe, however 2 in 3 are still worried about crime in their local area, with anti-social behavior, public harassment and serious violence being residents' primary concerns

Perceptions of TVP

On average 7 in 10 residents think TVP is doing an excellent / good job, this falls to 6 in 10 among women and 4 in 10 among residents aged 55+.

Communication & Visibility


On average, 7 in 10 residents see police patrolling monthly or more regularly and feel very or fairly informed on TVP's local policing activities. More visible patrols, community space/event visits and social media posts are desired.

Emerging Technology

Overall, 8 in 10 residents support Thames Valley Police using emerging technologies, with crime data to support patrolling and facial recognition technology to identify suspects being the most favoured (69% and 62% respectively).

Force Activity 1st April 2025 – 13th October 2025

CONTACTS FROM PUBLIC



INCIDENTS ATTENDED



MISSING PEOPLE FOUND



ARRESTS



DOMESTIC ABUSE



RAPE CHARGES



OTHER SEXUAL OFFENCES



SOLVED CRIME



HOMICIDE CRIMES



OVERALL CRIME CHARGES





Oxfordshire

All crime – 45,829 offences (1.5% decrease)

Positive Outcomes – 7841 (17.1% rate & 1.4% decrease)



Violence against the person
Violence with injury

17133 offences (4.9% increase)

4367 offences (3.8% decrease)



Robbery
Personal robbery

391 offences (18.1% increase)

213 offences (4.1% decrease)



Burglary

1762 offences (6.4% decrease)

****Figures shown are from November 2024 to October 2025***



Oxfordshire



Vehicle crime
Theft of vehicle
Theft from vehicle

2209 offences (19.4% decrease)
547 offences (12.6% decrease)
1354 offences (22.9% decrease)



Shoplifting

5386 offences (0.5% decrease)



Hate Crime
Racial Hate Crime

1335 offences (17.8% increase)
883 (23.5% increase)

****Figures shown are from November 2024 to October 2025***



Cherwell

Neighbourhood Policing

- **ASB Enforcement:** 36% reduction in ASB for Ruscote/Hardwick & Neithrop Banbury, 47% reduction for ASB in Banbury Rural and 47% increase in positive outcomes for NH Crime in Cherwell.
- **Hotspot Patrols:** In the last month, the NPT have conducted 314 patrols of Banbury High Street/Town, and 31 patrols of Ruscote Arcade, 45 patrols of Pioneer Square, Bicester and 13 patrols in Exeter Park, Kidlington.
- **Community Engagement:** Between April 25 and Nov 25 NPTs have recorded 767 engagements in Bicester Town Centre, 335 in Banbury Town Centre and 101 in Kidlington. This is in addition to the numerous events they have supported across the district including recent Remembrance Day Parades.
- **Joint working:** The NPT have supported CDC with a PSPO application which is in now in place. This is as a direct result of work completed during Operation Jin. The Bicester Team along with colleagues from SEROCU have planned and executed a Sect 23 warrant where 5 individuals were detained for illegal working – fines exceeding 200k pending. NPT have supported the Afghanistan Resettlement Programme in Ambrosden, running engagement events and TVP led workshops.
- **Neighbourhood Pledge:** Creation of the new Retail Crime Team, which is an additional Sergeant, and dedicated Officers to support our retail crime initiative.



Cherwell

Rural Crime

- Oxfordshire as a whole is currently showing a 17% reduction in reported rural crime, with Cherwell achieving a 16% reduction. This follows on from the 2024 reductions, where Cherwell saw a 25% drop in reported rural crime.
- These results have been driven by a joint Neighbourhood/Taskforce approach, with a strong focus on hotspots and local crime trends. We have conducted joint operations with the Neighbourhood Team and worked collaboratively on all rural crime attendance.
- Hare coursing across the force is at a historic low, particularly when compared to neighbouring forces that have seen an increase. (Hare coursing statistics attached.) Our continued partnership work with NFU and CLA has been recognised as national best practice.
- On fly tipping, the RCTF attend the monthly Oxfordshire Waste Enforcement Meetings and support local councils with investigations, arrests, and seizures when requested. We also work closely with the Environment Agency and their Serious Organised Crime lead, providing support and intelligence sharing. Our ANPR Rural Crime Hotlist continues to target known vehicles and offenders.
- In terms of positive outcomes, Cherwell is currently showing a 9.5% outcome rate for this year, up from 8% last year.



Cherwell

Planning & Development issues

Heyford Park & Puy Du Fou

TVP have been engaged in confidential pre-application consultations with the developers for both sites. Whilst this is commercially sensitive information in the main, TVP have (and continue to) provide crime prevention, public safety and CT advice as appropriate. We continue to have good engagement with the developers.

North West Bicester

This area of major development is a complex site with a significant number of planning applications – TVP continue to work with the planning authority on an application by application basis to review and advise on parcels as they come forward. We are actively requesting S106 contributions to support the funding of additional staff and equipment to police these areas.

OUFC

Planning permission for the stadium has been granted, with a significant number of planning conditions placed upon the developer to ensure all of our requirements in terms of construction and public safety are met. The club have an excellent working relationship with our football policing team, and as and when the new stadium is built and ready to open, they will continue the work currently undertaken at the Kassam and other stadiums around the country to ensure games are effectively policed and the public kept safe.

Questions

This page is intentionally left blank